



District Report Card: 2017


State: Jharkhand	District: Kodarma
Class: 3	Subject: Language
Schools: 61	Students: 1171


Participation/Coverage


Students

<div>GENDER</div> <div></div>	Boys		Girls	
	Number	%	Number	%
	511	43.64	660	56.36

<div>AREA</div> <div></div>	Rural		Urban	
	Number	%	Number	%
	1049	89.58	122	10.42

<div>CATEGORY</div> <div></div>	SC		ST		OBC		GEN	
	Number	%	Number	%	Number	%	Number	%
	250	21.35	12	1.02	808	69.00	101	8.63

<div>CWSN</div> <div></div>	LD	VI	HI	S&LD	ID	Oth
	6	9	1	6	2	4

<div>Management</div> <div></div>	Government		Government-aided	
	Number	%	Number	%
	1150	98.21	21	1.79

Average Performance of Students in Language (%)

Overall	Gender		Area		Management		Social Group			
	Male	Female	Rural	Urban	Govt.	Aided	SC	ST	OBC	GEN
68.48	67.19	69.47	68.75	66.12	69.19	29.21	67.15	75.56	68.79	68.45

Performance on Learning Outcomes (LOs)

Learning Outcomes	Description	Average Performance(%)
L304	Reads small texts with comprehension i.e., identifies main ideas, details, sequence and draws conclusions	70.35
L312	Reads printed scripts on the classroom walls: poems, posters, charts etc.	64.73

Range of Performance of Students who Answered Correctly							
Below 30%		30% - 50%		50% - 75%		Above 75%	
Number	%	Number	%	Number	%	Number	%
101	8.63	138	11.78	380	32.45	552	47.14

Lowest Performing Learning Outcomes (LOs)

1 - Reads printed scripts on the classroom walls: poems, posters, charts etc. (64.73)

2 - Reads small texts with comprehension i.e., identifies main ideas, details, sequence and draws conclusions (70.35)